

## Care and Maintenance

- Remove metal stays and close all hook and loop closures before washing.
- Hand wash fabric with mild detergent in cold water.
- Allow to dry at room temperature and do not expose to direct heat sources such as stoves, heaters, radiators etc.
- Do not dry clean, bleach or iron.



## Fabric Hip Spica Fitting Guidelines & Care Instructions



HSF IFU - Revision 4 - Jan 2024

 **CHANECO LTD**  
4 Kilvey Road, Brackmills, Northampton, NN4 7BQ  
T: 01604 709999 F: 01604 700057  
[www.chaneco.co.uk](http://www.chaneco.co.uk)

Chaneco Limited is registered in England under Company Number 11511502. Registered office as above.



Single Patient Use



Not Fire  
Retardant



## Features

- Comfortable to wear due to highly permeable fabric and skin-friendly material
- Wrap around design is simple and quick to apply
- Side pockets with hook and loop closure for convenient change of stays
- Two flexible and three rigid aluminium stays help control hip abduction / adduction
- Helps reduce swelling and pain

## Indications

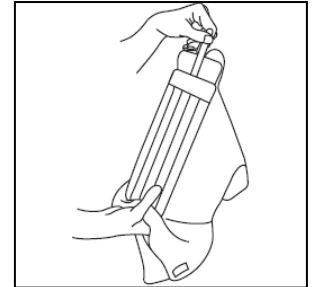
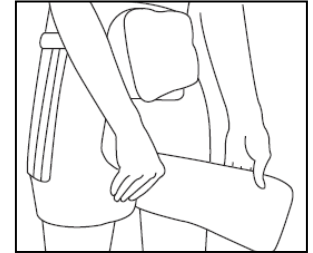
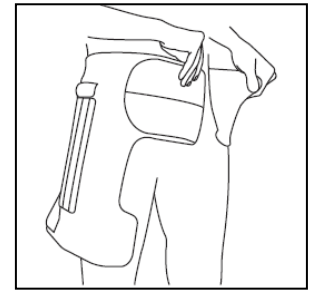
- Post-operative hip
- Reminder following hip orthosis removal
- Frail patients who cannot tolerate a more substantial appliance

## Size Table

Size	Waist Circumference		Thigh Length		Code	
	Inches	CM	Inches	CM	Left	Right
Small	24 - 32	61 - 81	20 - 24	51 - 61	HSF-L-S	HSF-R-S
Medium	30 - 38	76 - 97	22 - 26	56 - 66	HSF-L-M	HSF-R-M
Large	36 - 42	91 - 107	24 - 28	61 - 71	HSF-L-L	HSF-R-L
X-Large	40 - 50	102 - 127	26 - 32	66 - 81	HSF-L-XL	HSF-R-XL

## Fitting Instructions

1. Wrap the waist belt around the pelvis. The upper border of the belt should sit above the iliac crest.
2. Wrap the thigh belt around the thigh.
3. The metal stays in the side pockets can be drawn out and trimmed to adjust the level of limitation.



## Additional Information

- If you experience any pain, swelling, sensation changes, or any unusual reaction while using this product, please consult your clinician immediately.
- LATEX FREE