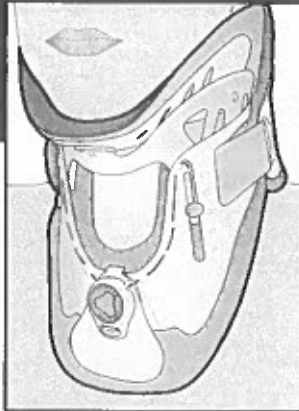




Improving Care. Improving Business.®



UNIVERSAL XTW CERVICAL COLLAR

Powered by The Boa® Closure System

Single Patient Use Only

Rx Only

IMPORTANT INFORMATION

Please read all instructions, warnings and precautions before use. Correct application is essential for proper functioning of product. Use only on the person it was provided to by a healthcare professional and only for the use it was intended.

INTENDED USE

The DeRoyal® Universal XTW Cervical Collar is intended to restrict cervical flexion, extension, lateral bending and axial rotation to promote patient recovery.

PRECAUTIONS

This product is to be fitted by a physician (or properly licensed practitioner) who is familiar with the purpose for which it is intended. The physician or practitioner is responsible for providing wearing instructions and precautions to other healthcare practitioners or healthcare providers involved in the patient's care as well as the patient. Consult your physician (or properly licensed practitioner) immediately if you experience sensation changes, unusual reactions, swelling or increased pain while using this product. Follow the instructions of your physician (or properly licensed practitioner) for length and duration of use.

INSTRUCTIONS FOR USE

PREPARATION

1. Pre-form front and back of collar prior to fitting. To pre-form, slightly roll panel sides inward with both hands.
2. Ensure the front panel is at the lowest height setting. If



adjustment is necessary, pull out the plastic tab from the dial to remove/release the Compliance Ring.

3. Pull adjustment dial out and push down on the chin portion of the collar. Push adjustment dial in to re-engage the dial. The adjustment guides should now be at the lowest setting.



APPLICATION

Ensure all open wounds are covered before applying device.

NOTE: Patient should be in supine position for collar application.

1. To apply, patient's head should be in **NEUTRAL ALIGNMENT**.
2. Center the back portion of the collar by sliding back panel behind patient's neck.
3. The loop straps should be located between the trapezius and the patient's ear.
4. Slide the front panel of the collar up the patient's neck and position the sides of the panel over the patient's trapezius. Align the bottom of the tracheal opening at the sternal notch. **NOTE:** It is okay if the patient's chin is not touching the chin piece.



SIZING ADJUSTMENT

NOTE: If the dial tag and compliance ring are applied, refer to step #2 under Preparation.

1. Ensure the height adjustment dial is engaged (pushed in).



While gently holding the front panel against the patient's chest, turn the dial clockwise to raise the chin piece. Turn the dial until the chin piece is supporting the patient's chin.



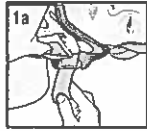
2. Once the chin piece is adjusted to the desired height, the Compliance Ring can be re-applied to ensure patient compliance. Note: Softgoods may require adjustment before fitting.



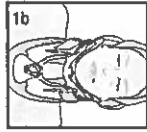
3. If the height of the chin piece needs to be readjusted, remove Compliance Ring and disengage the dial (pull out) and push the chin piece down to the lowest height setting and repeat step #1.

FITTING

1. With the front portion of the collar properly adjusted and secured, use bilateral loop straps and fasten to hook portions.



2. Minor adjustments can be made to the straps to achieve desired comfort and a secure, symmetrical fit.



For more information on correct application and fitting of the Universal XTW, go to www.deroyal.com.

CARE INSTRUCTIONS

The collar features three removable pads that can be cleaned with mild soap and water. Air dry flat. Replacement pads are available for use during washings.

WARRANTY

DEROYAL PRODUCTS ARE WARRANTED FOR ONE HUNDRED TWENTY (120) DAYS FROM THE DATE OF SHIPMENT FROM DEROYAL AS TO PRODUCT QUALITY AND WORKMANSHIP. DEROYAL'S WRITTEN WARRANTIES ARE GIVEN IN LIEU OF ANY IMPLIED WARRANTIES, INCLUDING WARRANTIES OF MERCHANTABILITY OR FITNESS FOR A PARTICULAR PURPOSE.



Manufacturer:
DeRoyal Industries, Inc.
200 DeBusk Lane
Powell, TN 37849 USA
888.938.7828 or 865.938.7828
www.deroyal.com

EC REP QNET BV
Hommertweg 286
6436 AM Amstelveen
The Netherlands

©2016 DeRoyal Industries, Inc. All Rights Reserved.
Part#0-17486 Revised 2/16

Boa® is a registered trademark of Boa Technology, Inc.