

The following should be read thoroughly before use:

Important Notes:

This document is designed to provide instructions on how this product/s is used. It is not a reference to clinical techniques, and does not replace local or national guidance or protocols.

Intended User:

For use by both suitably trained healthcare professionals in a healthcare establishment and 'Lay Users' in a home use environment.

Intended Purpose:

Maintains head in neutral position while supporting muscles, bones, ligaments and nerves.

Indications For Use:

- Post trauma e.g. Whiplash
- Post Surgery
- Longer term users e.g. R/A and O/A
- Neck Pain e.g. sprains and strains
- Where more support than a soft collar is required

Product Characteristics / Features:

- Ventilated Polyethylene Collar
- Constructed in two sections to enable height adjustment
- Padded borders with vinyl leather covering for increased comfort
- Secure hook and loop closure fastening to the rear

How it's supplied:

It is supplied non-sterile, ready for single patient multiple use.

Devices Required For Use, And Interoperability Requirements:

None

Storage Conditions:

Store in a cool and dry environment.

Contraindications:

None

Care and Maintenance:

- Wash periodically by hand with a damp cloth and mild soap
- Use a towel to absorb most of the dampness and then allow to dry at room temperature.
- Do not expose to alcohol, ointments or solvents.
- The device should be safety checked by the providing service and/or user every 6 months.

Precautions / Warnings / Residual Risks:

If allergic skin rashes occur, please consult your healthcare professional

Possible Adverse Reactions:

None

Single Patient Use Precaution:

This device is designed and sold for single patient use only.

The effects of any unauthorised reuse can result in the following complications:

- Risk of Cross contamination;
- Risk of mechanical fatigue, and/or associated failure.

Directions For Use / Fitting Instructions:

1. Hold the collar in both hands so it curves towards the floor
2. Hold the vinyl strap in your right hand
3. Place the collar underneath your chin and wrap it around your neck
4. Fasten the hook and loop strap firmly around the back of your neck ensuring the collar is not too tight to restrict breathing or circulation

To adjust your collar:

1. The depth of the collar can be adjusted by separating the two sections and re positioning them
2. The collar should fit snugly between your collar bone and chin

Serious Incident Reporting

Any serious incident that has occurred in relation to the device should be reported to the manufacturer and the competent authority of the Member State in which the user and/or patient is established.
















Disposal

Discard and dispose of as common waste according to national guidelines.


Sizes & REF / Codes

Size	Neck Circumference		Collar Depth		Code
	Inches	CM	Inches	CM	
Small	12½ - 15¼	32 - 40	3 - 4	8 - 10	RC-S
Medium	16 - 18	41 - 46	3½ - 4	9 - 11	RC-M
Large	18½ - 20½	47 - 52	4½ - 5½	11 - 14	RC-L

LABELLING SYMBOLOGY EN ISO 15223-1:2021, unless otherwise stated

	Manufacturer		Consult Instructions for Use		Unique Device Identifier
	Authorised representative in the European Community		Caution		Single Patient Use
	Medical Device		Non-Sterile		Quantity - Abbreviation
	Catalogue Number		CE Mark - EU Regulation 2017/745		Contains Latex
	Batch Code		UKCA Mark - UK Regulation SI 2002 No 618		Date of Manufacture

RC IFU - Revision 5 - September 24

 **CHANECO LTD**
4 Kilvey Road, Brackmills, Northampton, NN4 7BQ
T: 01604 709999 F: 01604 700057



Ukalia Ltd
Clockwise River, 48-60 King St,
Belfast, BT1 2BE
Northern Ireland
info@ukalia.com

