



The following should be read thoroughly before use:

### Important Notes:

This document is designed to provide instructions on how this product/s is used. It is not a reference to clinical techniques, and does not replace local or national guidance or protocols.

### Intended User:

For use by both suitably trained healthcare professionals in a healthcare establishment and 'Lay Users' in a home use environment.

### Intended Purpose:

Provides targeted support for the thumb CMC joint, providing gentle compression and stability without losing finger function.

### Indications For Use:

- CMC Joint instability
- CMC ligament sprains and strains
- OA and RA
- Tendinitis
- Pain from repetitive strain type injury

### Product Characteristics / Features:

- Low profile, targeted support for the thumb CMC joint, providing gentle compression and stability with no loss of finger function
- Fully adjustable, wraparound strap fits around the thumb CMC joint and the first metacarpal for targeted CMC joint support
- Secure hook and loop closure

### How it's supplied:

It is supplied non-sterile, ready for single patient multiple use.

### Devices Required For Use, And Interoperability Requirements:

None

### Storage Conditions:

Store in a cool and dry environment.

### Contraindications:

None

### Care and Maintenance:

- Wash periodically by hand with a damp cloth and mild soap
- Use a towel to absorb most of the dampness and then allow to dry at room temperature.
- Do not expose to alcohol, ointments or solvents.
- The device should be safety checked by the providing service and/or user every 6 months.

### Precautions / Warnings / Residual Risks:

If allergic skin rashes occur, please consult your healthcare professional

### Possible Adverse Reactions:

None

### Single Patient Use Precaution:

This device is designed and sold for single patient use only.

The effects of any unauthorised reuse can result in the following complications:

Risk of Cross contamination;

Risk of mechanical fatigue, and/or associated failure.

### Directions For Use / Fitting Instructions:

1. Open the wrist strap and place the thumb into the support
2. Fasten the strap around the wrist
3. Wrap the contoured neoprene strap around the thumb CMC joint and the first metacarpal for direct CMC joint support
4. Make sure the brace is comfortable offering compression and stability whilst allowing full finger function

### Serious Incident Reporting

Any serious incident that has occurred in relation to the device should be reported to the manufacturer and the competent authority of the Member State in which the user and/or patient is established.
















### Disposal

Discard and dispose of as common waste according to national guidelines.

### Sizes & REF / Codes

Size	Wrist Circumference		Code (Pack of 5)	
	Inches	CM	Left	Right
X Small	4 - 5	10 - 12.5	CMC-XS-L	CMC-XS-R
Small	5 - 6	12.5 - 15	CMC-S-L	CMC-S-R
Medium	6 - 7	15 - 17.5	CMC-M-L	CMC-M-R
Large	7 - 8	17.5 - 20	CMC-L-L	CMC-L-R
X Large	8 - 9	20 - 22.5	CMC-XL-L	CMC-XL-R

LABELLING SYMBOLOGY  
EN ISO 15223-1:2021, unless otherwise stated

	Manufacturer		Consult Instructions for Use		Unique Device Identifier
	Authorised representative in the European Community		Caution		Single Patient Use
	Medical Device		Non-Sterile		Quantity - Abbreviation
	Catalogue Number		CE Mark - EU Regulation 2017/745		Contains Latex
	Batch Code		UKCA Mark - UK Regulation SI 2002 No 618		Date of Manufacture

CMC IFU - Revision 4 - September 24



**CHANECO LTD**  
4 Kilvey Road, Brackmills, Northampton, NN4 7BQ  
T: 01604 709999 F: 01604 700057



Ukalia Ltd  
Clockwise River, 48-60 King St,  
Belfast, BT1 2BE  
Northern Ireland  
info@ukalia.com

