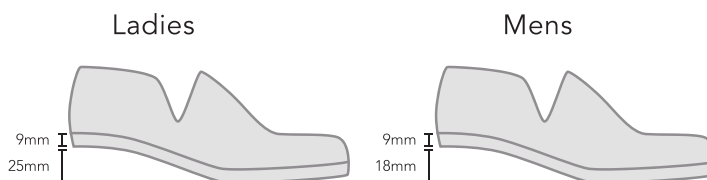


CHANECO LASTS

The Chaneco range of lasts offer unbeatable flexibility and choice. Apart from in a very few cases, you can have your chosen style made on any of the Chaneco lasts. Modular alterations and additional inlay allowances are available on all lasts, as well as any required external adaptations. Please refer to the appropriate fitting chart for sizing information before making your final selection. The Last Key below is shown on each page as a guide to help you.

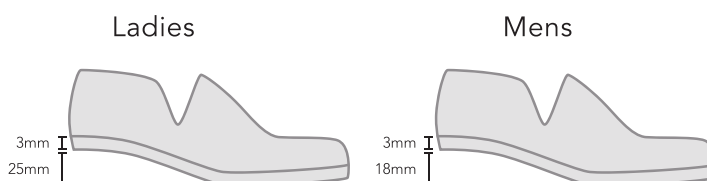
ORIGINAL LAST*

- Traditional orthopaedic last with spacious toe box
- Round toe shape
- Standard 9mm Inlay Allowance
- Slim, standard, wide, deep and wide & deep fitting options
- Suitable for most conditions



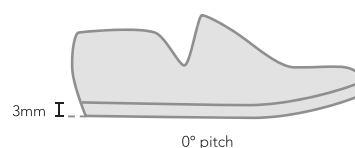
LINEA LAST*

- 6mm shallower than the Original last as standard
- Round toe shape
- Standard 3mm Inlay Allowance
- Slim, standard and wide fitting options
- Suitable for the shallower, slimmer foot



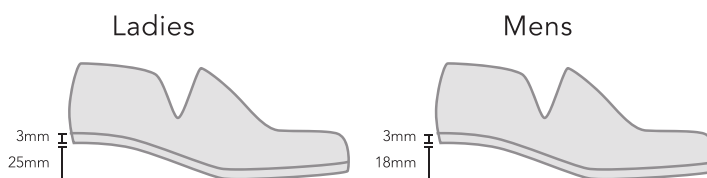
FLAT LAST

- Offers a pitchless plantar surface
- Round toe shape
- Standard 3mm Inlay Allowance
- Slim, standard and wide fitting options
- Restricts movement to reduce pain
- Forward propulsion without dorsiflexion



CONTEMPORARY LAST*

- Square toe shape for modern styling
- Standard 3mm Inlay Allowance
- Slim, standard, wide, deep and wide & deep fitting options



COSMO LAST (LADIES ONLY)*

- Higher pitch, ideal for some fixed heel deformities e.g. Fixed Equinus
- Square toe shape
- Standard 6mm Inlay Allowance
- Slim, standard, wide, deep and wide & deep fitting options
- Our highest heel option - 45mm

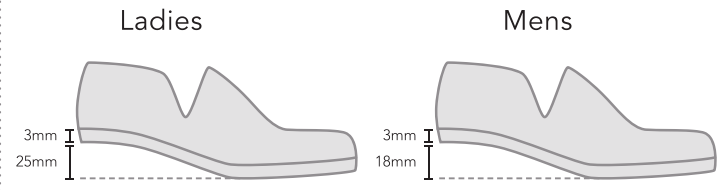


LAST TYPE	ROUND			SQUARE		ALMOND	SPECIALIST	
	ORIGINAL	LINEA	FLAT	CONTEMPORARY	COSMO	HIGH ST	NATURE FORM	RA
TOE SHAPE								
Standard Inlay Allowance	9mm	3mm	3mm	3mm	6mm	3mm	3mm	3mm
Heel Height	25mm ladies 18mm mens	25mm ladies 18mm mens	0° pitch	25mm ladies 18mm mens	45mm (ladies only)	25mm ladies 18mm mens	25mm ladies 18mm mens	25mm ladies (ladies only)
Compatible Soles	All - except F or I	All - except F or I	I only	A, B, C, G, H	F only	All - except F or I	A, B, C, G, H	All - except F or I

CHANECO LASTS

HIGH STREET LAST

- Shallow forepart for cosmetic appeal
- Almond toe shape
- Standard 3mm Inlay Allowance
- Slim, standard and wide fitting options
- May not be suitable for patients with limited forefoot mobility



NATURE FORM LAST

- Closely follows the anatomical shape of the foot, with straight inner toe border
- Standard 3mm Inlay Allowance
- Offers the best protection for areas at high risk of ulceration, ideal for diabetic patients
- Reduces medial forefoot pressure with increased toe box room, providing greater stability overall
- Most suited to plain fronted styles

Standard Last



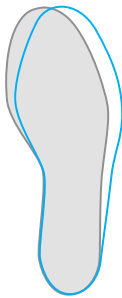
Nature Form Last



Straight inner
toe border

RHEUMATOID (RA) LAST

- Designed to accommodate rheumatoid foot pathology
- Standard 3mm Inlay Allowance
- Slim, standard and wide fitting options
- Forefoot abduction with reduced forefoot medial pocket
- Reduced lateral toe pressure and pronated medial longitudinal arch
- Narrow heel width and snug instep fit, reduces gaping and slippage



RA last outline shown in blue
against a standard last

*Further last options are available on those indicated above (Slim, Standard & Wide fitting only)

- **Alice** (Ladies) / **Adam** (Men's) - Reduces the heel width by 6mm & short heel circ by 18mm
- **Chloe** (Ladies) / **Clive** (Men's) - Reduces the forepart depth by 4mm and the joint circ by 8mm
- **Emma** (Ladies) / **Eddie** (Men's) - Reduces the heel width by 4mm, forepart depth by 4mm, joint circ by 8mm and short heel circ by 18mm

CHANECO SOLES

We have shown our recommended sole type for each style in the pictures shown throughout the catalogue, however you do have the choice of 6 EVA and 2 PU soles. Please note that some lasts will determine the sole type available e.g. Cosmo sole can only be used with the Cosmo last. If in doubt, please call our Customer Services Team on 01604 709999. This summary will be shown on each page to help you make the correct decision.

A	B	C	D	E	F	G	H	I
STANDARD EVA	WEDGE	WEDGE ROCKER	STANDARD PU	COMFORT PU	COSMO	TRAINER	COMMANDO	FLAT

Compatible Lasts:

All - except 5	All - except 5	All - except 5	1, 2, 6, 8	1, 2, 6, 8	5 only	All - except 5	All - except 5	3 only
----------------	----------------	----------------	------------	------------	--------	----------------	----------------	--------